

ACCESSING PRELIMINARY MCA RESULTS

Embargo Reminder

Until final assessment results are released, preliminary student assessment results are under embargo and can **only** be shared with students, families, and staff for instructional purposes. Similarly, summary-level data may also be used for instructional and planning purposes. Please reference for http://minnesota.pearsonaccessnext.com/resources/resources-training/manuals/2020-21%20Procedures%20Manual_Final.pdf pages 212-213 for more details about acceptable uses of embargoed data.

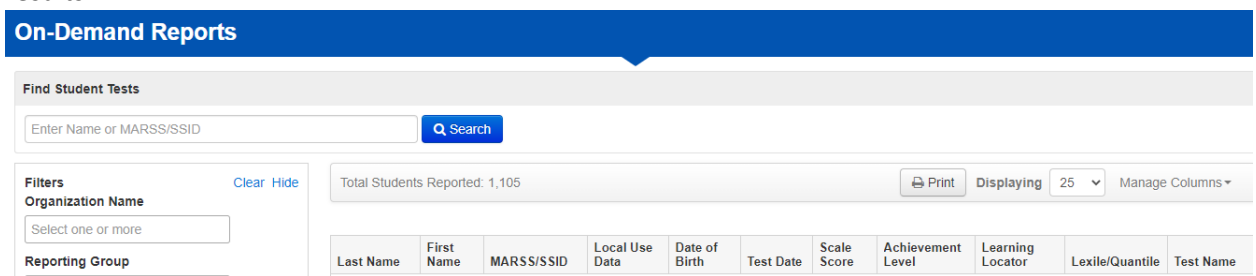
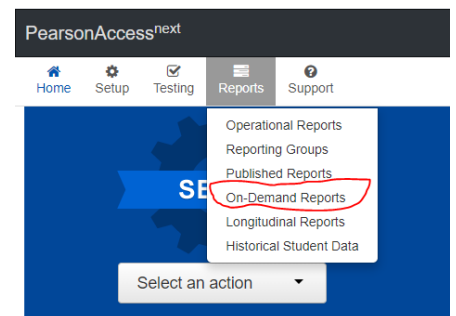
MCA Score Access

There are two ways to review Preliminary MCA scores for students:

1. Pearson AccessNext – Results are available about an hour after the test is completed
2. edSpring – Individual results are updated twice a week based on when MDE provides files to edSpring to load. Aggregate reporting functions are available (histograms & percentages) as well.

Pearson AccesNext: Step-By-Step

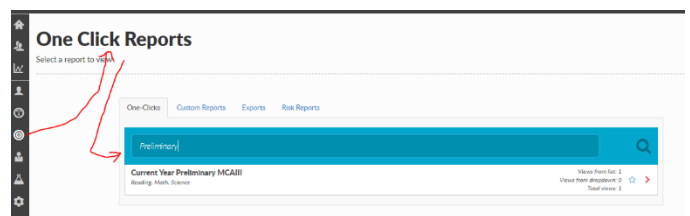
1. Login to Pearson AccessNext to review Preliminary MCA scores for your students.
2. Navigate to **Reports** → **On-Demand Reports**
3. Use the search or filter functions to locate the desired student results





4. Still not seeing your students a few hours after tests are completed. Contact the District Assessment Coordinator to ensure you're properly associated with a reporting group.

edSpring One-Click Reporting

1. Log in to edSpring to review preliminary MCA test results for your students
2. Navigate to One-Click Reports and type "Prelim" in the blue search bar to locate and select the **Current Year Preliminary MCAIII** report.



ACCESSING PRELIMINARY MCA RESULTS

3. Make adjustments to capture desired data:
 - a. Use the Filter By button to find desired student results
 - b. Click on column heading arrow to toggle ascending or descending results
 - c. Use the **Options** button in the upper right for printing options
 - d. Leverage the  icon to show results in specific color bands
 - e. Utilize the  icon to see **Summary Statistics**, **Histograms** and **Attainment Percentages**

